

# FIRE HOSE CABINET AND CRADLE

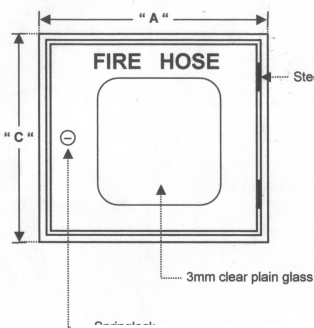


Fig.710 Single Hose Cabinet




Fig.720 Double Hose Cabinet

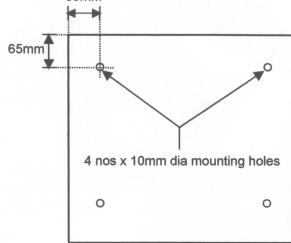
## FRONT ELEVATION



## SECTION VIEW



## REAL VIEW



Model	Description	Dimensions		
		A	B	C
Fig. 710	Single fire hose	650mm	225mm	600mm
Fig. 720	Double fire hose	650mm	350mm	600mm

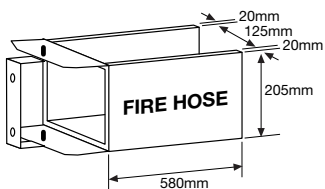


Fig.730 Swing Hose Cradle

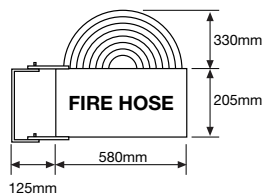


Fig.740 Fixed Hose Cradle

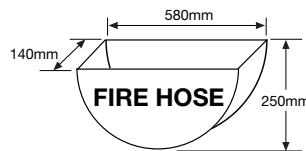
## ISOMETRIC VIEW



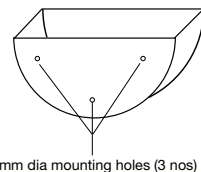
## FRONT VIEW



## FRONT ELEVATION



## REAR VIEW



**Materials:** Electro-galvanised steel. Aluminium or stainless steel materials are available upon request.

**Finishes:** "Red" Epoxy/Polyester powder coated.

\*Due to the improvement in the design and standard, we reserve the right to change the specifications without prior notice.

FIRE HOSE CABINET AND CRADLE